



Official President Results



Summary Part: 1

Statement: First

Choice	Frequency	Distribution
Negar Amiri	250 (28.6%)	
Jacky Leung	613 (70.1%)	

Summary Part: 2

Statement: Second




Choice	Frequency	Distribution
Negar Amiri	439 (50.2%)	
Jacky Leung	228 (26.1%)	

Condorcet

	Negar	Jacky	No Vote	Total
Negar	XXXX	0	1	1
Jacky	1	XXXX	1	2
No Vote	0	0	XXXX	0

Presidential Winner: Jacky Leung



Official AMS Representative Results

Answer	Frequency Distribution
1.	322 (37.7%) 
2.	193 (22.6%) 
3.	339 (39.7%) 

1. Landon Goold
2. Rachael Reddy
3. **No Vote***






* By-election will be called shortly.

Official Senate Results

Answer	Frequency Distribution
1.	674 (78.6%) 
2.	184 (21.4%) 

1. **Enzo Woo**
2. No Vote




Official Ombudsperson Results

Answer	Frequency Distribution
1.	154 (17.2%) 
2.	148 (16.5%) 
3.	262 (29.2%) 
4.	106 (11.8%) 
5.	226 (25.2%) 

1. Peter Cheung
2. Nathan Hesketh
- 3. Jasmine Jan**
4. Kyle Yoshida
5. No Vote

CUS Board of Directors Election Total Votes: 935
Total Voter Turnout: 31.9%

Official Referendum Results

Answer	Frequency Distribution	
a.	247 (81.8%)	
b.	55 (18.2%)	
c.	91	

- a. Yes
- b. No
- c. Abstain

Total Votes: 424
Total Counted Votes: 302
Counted Voter Turnout: 10.3%*

* “Abstain” counted as not answered therefore omitted from the Counted Voter Turnout. Taking into account only the “Yes” and “No” answers, the percentage distributions are 81.8% and 18.2% respectively.

Referendum Passed