







Official Second Year Representative Results

Answer	Value	Frequency Distribution
1.	100 (44.4%)	
2.	76 (33.8%)	
3.	61 (27.1%)	
4.	62 (27.6%)	
5.	80 (35.6%)	
6.	10 (4.4%)	

1. **Quinn Blunderfield**
2. Maria Fung
3. Niloufar Keshmiri
4. Olivia Wong
5. **Joanna Zhu**
6. No Vote

Total Votes: 241
Voter turnout: 40.8%

Official Third Year Representative Results




Answer Value	Frequency Distribution
1.	120 (46.3%)
2.	124 (47.9%)
3.	49 (18.9%)
4.	46 (17.8%)
5.	64 (24.7%)
6.	15 (5.8%)

1. **Sifat Hasan**
2. **Alexandra Lam**
3. Nikolay Mal'tsev
4. James Shaw
5. Damian Yeung
6. No Vote

Total Votes: 282

Voter turnout: 41.3%

Official Fourth Year Representative Results

Answer	Value	Frequency Distribution
1.	117 (47.8%)	
2.	180 (73.5%)	
3.	40 (16.3%)	

1. **Rameez Al Aghbar**
2. **Sara Hladun**
3. No Vote

Total Votes: 253

Voter turnout: 15.3% *

* Includes Year 3 and 4 because of the proportion of Year 4 remaining for the coming year is unknown.